

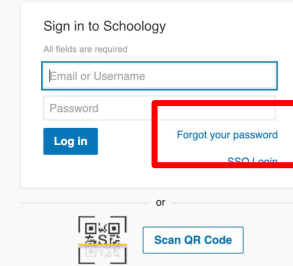
Schoology Login

How to set up a Schoology account if you did not receive an email from Schoology.



Step #1

1. Go to <https://app.schoology.com>
2. Click Forgot Password



Sign in to Schoology

All fields are required

Email or Username

Password

Log in

Forgot your password

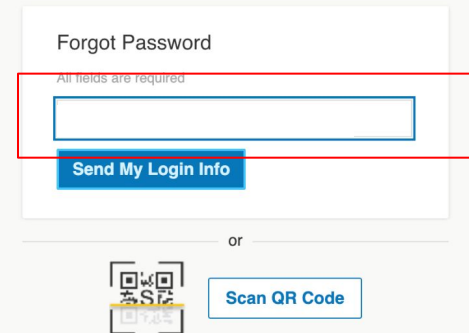
SSO Login

or

Scan QR Code

Step #2

Input your parent email that is in Infinite Campus



Forgot Password

All fields are required

Send My Login Info

or

Scan QR Code

Step #2

Input your parent email that is in Infinite Campus

Forgot Password


All fields are required

[Send My Login Info](#)

or



[Scan QR Code](#)



If the email address you entered belongs to an account, you will receive further instructions via email.

Step #3

Check your email for a new link.

Sign in to Schoology

All fields are required

Log in

[Forgot your password](#)

[SSO Login](#)

or



Scan QR Code



Step #3

Check your email for a new link.

Step #4

Click on the link or Copy the URL into a new tab.

• How to Change Your Schoology Password Yahoo Mail/Inbox ★

 • Schoology <no-reply@schoology.com>  Wed, Aug 11 at 10:13 AM ★

To:

Hi

To reset your Schoology password, please click on the link below or copy and paste the address onto your web browser's address window. Once you're on the web page, you will be asked to enter and confirm your new password.

<https://app.schoology.com/user/reset/110258903>

Please note that this link will expire 24 hours from the time it was sent.

To request a new link please visit <https://app.schoology.com/login/forgot>

Thanks,
Schoology

Step #5
Click "Log in"



OGY™ Log In

Reset password

This is a one-time login for _____ and will expire on Thursday, August 12, 2021 at 2:19 pm.

Click on this button to login to the site and change your password.

This login can be used only once.

[Log in](#)

RAMON VALLEY SCHOOL DISTRICT COURSES GROUPS RESOURCES

You have just used your one-time login link. It is no longer necessary to use this link.

Password

Your Login Info

School: San Ramon Valle Unified School District (4844952272)

Username:

Email:

Change your password

New password:

Confirm password:

Changing your password will log you out of Schoology on all other devices and browsers.

[Submit](#) [Cancel](#)

Step #6
Enter a new password



You have just used your one-time login link. It is no longer necessary to use this link to login. Please change your password. ✕

Password

Your Login Info

School: San Ramon Valley Unified School District (4844952272)

Username:

Email:

Change your password

New password:

Confirm password:

Click on the "Submit" button to save your new password to all devices and browsers.

Submit

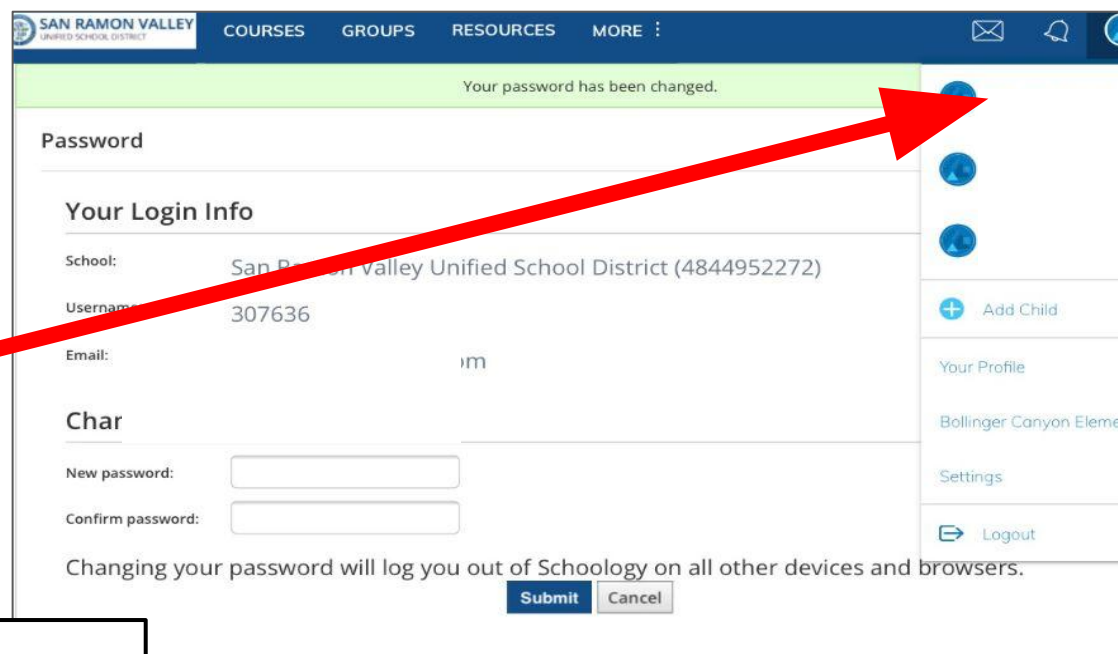
Cancel

Step #6

Enter a
new
password

Step #7

You are now logged in. Toggle to the profile in the top right corner to confirm.



The screenshot shows the Schoology interface for a user from San Ramon Valley Unified School District. At the top, there is a navigation bar with links for COURSES, GROUPS, RESOURCES, and MORE. A green notification banner at the top states "Your password has been changed." Below this, the "Password" section is active, displaying "Your Login Info" with fields for School (San Ramon Valley Unified School District (4844952272)), Username (307636), and Email (im). There are also fields for "New password:" and "Confirm password:". A blue "Submit" button and a grey "Cancel" button are at the bottom. On the right side, a profile menu is open, showing options like "Add Child", "Your Profile", "Bollinger Canyon Eleme", "Settings", and "Logout". A red arrow points from the text box to the profile icon in the top right corner of the page.

Need Help?

Reach out to Educational Services at (925) 552-5072 between the hours of 7:30 am and 4:30 pm

Need Help?

Reach out to Educational Services at
(925) 552-5071 between the hours of 7:30 am
and 4:30 pm